



SHOWER DRAINS

FUNCTIONAL & VERSATILE

AB&A bath drains are offered in an assortment of styles and special finishes to complement today's shower designs and customer preferences. Recognized for consistent high quality and easy installation, AB&A shower drain products are used in both new construction and retrofit applications.

Tile Shower Drains

- Fits 2" hub or 3" inside fit (solvent weld)
- Residential showers with tile flooring
- Strainers: round or square, stamped steel snap-in or screw down, and heavy cast brass screw down
- Square barrel accessory allows installer to convert round drains to square
- Available in ABS (black) or PVC (gray)
- Easy to use test plug is included



Receptor Base Drains

- Fits 2" pipe (solvent weld)
- Residential showers with preformed bases
- Strainers: round snap-in or screw down
- Available in ABS (black) or PVC (white)
- Easy to use test plug is included
- Tightening bar included



Tile Shower Drain base with Square Snap-on Strainer Chrome Finish



TEST PLUG

Both tile and receptor base drains include a test plug, designed to be easily removed with pliers, in a single motion, after all testing has been completed. No fragments or sharp edges are left in the drain for pipe that might lead to a blockage or reduced flow.

TIGHTENING BAR

Receptor base drains include a tightening bar to allow the installer to tighten the drain from the top side, after the drain and shower base have been set.

LONG BARREL

AB&A offers a long barrel as an accessory for tile showers requiring more slope or to compensate for installation errors.

MOUNTING HOLES

The tile shower drain includes four mounting holes around the outer edge that can be used to stabilize the drain against a wooden sub-floor.


ENDLESS OPTIONS

AB&A is proud to offer a fully redesigned, versatile family of receptor base and tile shower drains that gives the installers seemingly infinite options.

STEP 01

Choose a drain base

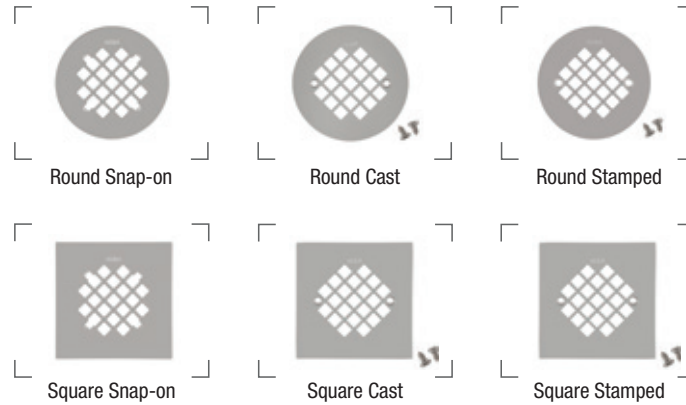
- ABS or PVC
- Tile or Receptor



STEP 02

Choose a strainer shape & style


- Snap-on or Screw down (All Drains)
- Stamped or Cast (Tile Only)
- Round or Square (Tile Only)



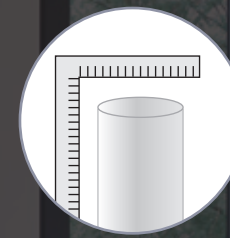
STEP 03

Choose a strainer finish

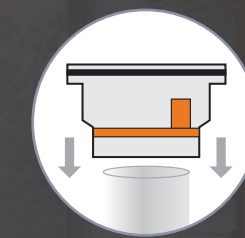
- Available in four finishes
- Available as complete drain or separate accessory (retail packaging)



EASY INSTALLATION & TEST



STEP 1
Cut pipe square with tube cutter or miter saw. Remove burrs or flash from cut pipe edge.



STEP 2
Test plug pull tab should be facing up when installed into base of drain. Use proper cement and solvent welding technique and fully seat drain onto pipe.

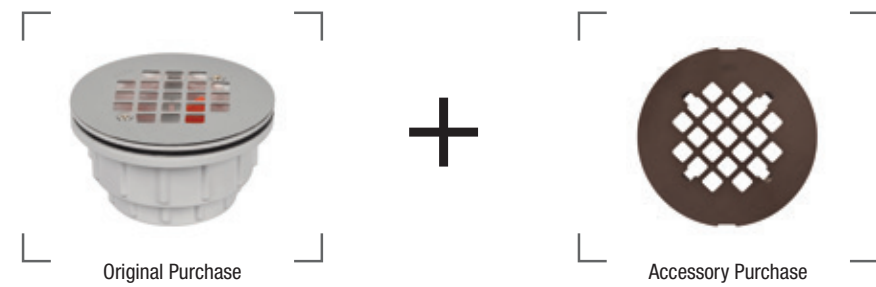


STEP 3
After test, remove test plug with pliers from top of drain.

INSTALLATION SCENARIOS

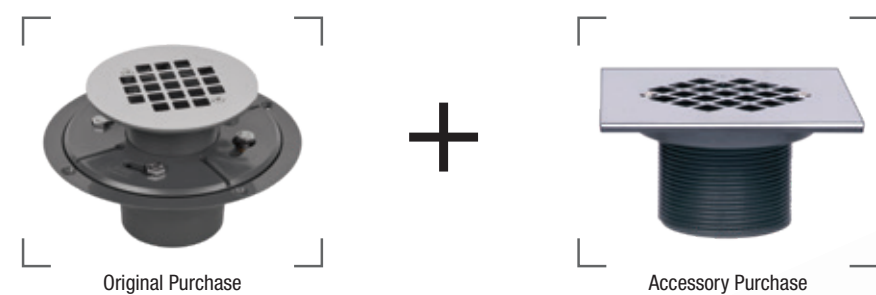
Scenario 1: Special finish snap-in strainer

Installer purchases a receptor base drain with chrome screw in strainer. Later, at the finish stage of the project, it is determined that the strainer should match the special finish shower head and controls – and the homeowner prefers snap-in strainers for ease of cleaning and removing hair. No problem – the distributor can provide a snap-in strainer in the applicable special finish.



Scenario 2: Square tile strainer

Installer purchases a tile shower drain with round chrome screw in strainer. Later in the project, the builder requests an upgraded square strainer that is "thicker" because the plans call for a square shower head and rectangular tile in the shower. No problem – the distributor can provide a square drain barrel and a thick cast brass strainer in four different finishes. (Sometimes the tile installer will request square drains because it is easier to trim tile sections around a square drain than around a round drain.)



ABS

TILE SHOWER DRAINS



PRODUCT	DESCRIPTION	MODEL	UPC	UNITS/CASE
63601	Tile Shower Round Stamped CP - ABS	ABA44601	767580-636011	20
63641	Tile Shower Round Stamped Plas Crown CP - ABS	ABA44601CR	767580-636417	20
63600	Tile Shower Round Stamped Snap CP - ABS	ABA44601SNAP	767580-636004	20
63602	Tile Shower Square Stamped CP - ABS	ABA44601SQ	767580-636028	20
63630	Tile Shower Square Stamped Snap CP - ABS	ABA44601SQSNAP	767580-636301	20
63603	Tile Shower Round Cast CP - ABS	ABA44603	767580-636035	20
63661	Tile Shower Round Cast SN - ABS	ABA44603SN	767580-636615	4
63662	Tile Shower Round Cast ORB - ABS	ABA44603ORB	767580-636622	4
63663	Tile Shower Round Cast VB - ABS	ABA44603VB	767580-636639	4
63604	Tile Shower Square Cast CP - ABS	ABA44603SQ	767580-636042	20
63605	Tile Shower Square Cast SN - ABS	ABA44603SQSN	767580-636059	4
63606	Tile Shower Square Cast VB - ABS	ABA44603SQVB	767580-636066	4
63660	Tile Shower Square Cast ORB - ABS	ABA44603SQORB	767580-636608	4
63800	Tile Shower Round Brass Barrel Cast CP - ABS	ABA44603BB	767580-638008	4
63804	Tile Shower Round Brass Barrel Cast SN - ABS	ABA44603BBSN	767580-638046	4
63805	Tile Shower Round Brass Barrel Cast VB - ABS	ABA44603BBVB	767580-638053	4
63806	Tile Shower Round Brass Barrel Cast ORB - ABS	ABA44603BBORB	767580-638060	4
63801	Tile Shower Square Brass Barrel Cast CP - ABS	ABA44603BBSQ	767580-638015	4
63807	Tile Shower Square Brass Barrel Cast SN - ABS	ABA44603BBSQSN	767580-638077	4
63808	Tile Shower Square Brass Barrel Cast VB - ABS	ABA44603BBSQVB	767580-638084	4
63809	Tile Shower Square Brass Barrel Cast ORB - ABS	ABA44603BBSQORB	767580-638091	4
ACCESSORIES				
63696	ABS Sq Barrel w/ Snap Grate CP	ABA44601SQSNAP	767580-636967	12

RECEPTOR BASE DRAINS



PRODUCT	DESCRIPTION	MODEL	UPC	UNITS/CASE
63490	Receptor Base - Rib Grip CP ABS	ABA34490	767580-634901	20
63491	Receptor Base - Rib Grip Snap CP ABS	ABA34490SNAP	767580-634918	20

PVC

TILE SHOWER DRAINS



PRODUCT	DESCRIPTION	MODEL	UPC	UNITS/CASE
63608	Tile Shower Round Stamped CP - PVC	ABA44701	767580-636080	20
63642	Tile Shower Round Stamped Plas Crown CP - PVC	ABA44701CR	767580-636424	20
63607	Tile Shower Round Stamped Snap CP - PVC	ABA44701SNAP	767580-636073	20
63609	Tile Shower Square Stamped CP - PVC	ABA44701SQ	767580-636097	20
63631	Tile Shower Square Stamped Snap CP - PVC	ABA44701SQSNAP	767580-636318	20
63610	Tile Shower Round Cast CP - PVC	ABA44703	767580-636103	20
63664	Tile Shower Round Cast SN - PVC	ABA44703SN	767580-636646	4
63665	Tile Shower Round Cast VB - PVC	ABA44703VB	767580-636653	4
63666	Tile Shower Round Cast ORB - PVC	ABA44703ORB	767580-636660	4
63611	Tile Shower Square Cast CP - PVC	ABA44703SQ	767580-636110	20
63667	Tile Shower Square Cast SN - PVC	ABA44703SQSN	767580-636127	4
63668	Tile Shower Square Cast VB - PVC	ABA44703SQVB	767580-636134	4
63669	Tile Shower Square Cast ORB - PVC	ABA44703SQORB	767580-636691	4
63802	Tile Shower Round Brass Barrel Cast CP - PVC	ABA44703BB	767580-638022	4
63810	Tile Shower Round Brass Barrel Cast SN - PVC	ABA44703BBSN	767580-638107	4
63811	Tile Shower Round Brass Barrel Cast VB - PVC	ABA44703BBVB	767580-638114	4
63812	Tile Shower Round Brass Barrel Cast ORB - PVC	ABA44703BBORB	767580-638121	4
63803	Tile Shower Square Brass Barrel Cast CP - PVC	ABA44703BBSQ	767580-638039	4
63813	Tile Shower Square Brass Barrel Cast SN - PVC	ABA44703BBSQSN	767580-638138	4
63814	Tile Shower Square Brass Barrel Cast VB - PVC	ABA44703BBSQVB	767580-638145	4
63815	Tile Shower Square Brass Barrel Cast ORB - PVC	ABA44703BBSQORB	767580-638152	4
ACCESSORIES				
63694	PVC Long Round Barrel (no grate)	ABA447701LB	767580-636943	12
63695	PVC Sq Barrel w/ Snap Grate CP	ABA44701SQSNAPB	767580-636950	12

RECEPTOR BASE DRAINS



PRODUCT	DESCRIPTION	MODEL	UPC	UNITS/CASE
63500	Receptor Base - Rib Grip CP PVC	ABA34500	767580-635007	20
63501	Receptor Base - Rib Grip Snap CP PVC	ABA34500SNAP	767580-635014	20

REPLACEMENT GRATES FOR RECEPTOR BASE & TILE DRAINS

PRODUCT	DESCRIPTION	MODEL	UPC	UNITS/CASE
ROUND				
63614*	Round Stamped Grate w/ Screws CP	ABA44000	767580-636141	12
63615*	Round Stamped Grate w/ Screws SN	ABA44000SN	767580-636158	4
63616*	Round Stamped Grate w/ Screws VB	ABA44000VB	767580-636165	4
63617*	Round Stamped Grate w/ Screws ORB	ABA44000ORB	767580-636172	4
63618*	Round Stamped Snap-In Grate CP	ABA44010	767580-636189	12
63619*	Round Stamped Snap-In Grate SN	ABA44010SN	767580-636196	4
63620*	Round Stamped Snap-In Grate VB	ABA44010VB	767580-636202	4
63621*	Round Stamped Snap-In Grate ORB	ABA44010ORB	767580-636219	4
69835	Round Stamped Grate w/ Screws Crown CP	ABA7102CARD	767580-698354	15
69543	Round Stamped Grate w/ Screws Crown SN	ABA7102SNCARD	767580-695438	15
69544	Round Stamped Grate w/ Screws Crown VB	ABA7102VBCARD	767580-695445	15
69541	Round Stamped Grate w/ Screws Crown ORB	ABA7102ORBCARD	767580-695414	15
63622	Round Cast Grate w/ Screws CP	ABA44020	767580-636226	4
63623	Round Cast Grate w/ Screws SN	ABA44020SN	767580-636233	4
63624	Round Cast Grate w/ Screws VB	ABA44020VB	767580-636240	4
63625	Round Cast Grate w/ Screws ORB	ABA44020ORB	767580-636257	4
63349	Round Cast Grate w/ Screws Crown CP	ABA7212CARD	767580-633492	15
67312	Round Cast Grate w/ Screws Crown SN	ABA7213SNCARD	767580-673122	15
67315	Round Cast Grate w/ Screws Crown VB	ABA7213VBCARD	767580-673153	15
67309	Round Cast Grate w/ Screws Crown ORB	ABA7213ORBCARD	767580-673092	15
67310	Round Cast Grate w/ Screws Crown PN	ABA7213PNCARD	767580-673108	15
SQUARE				
63626	Square Stamped Grate w/ Screws CP	ABA44030	767580-636264	12
63627	Square Stamped Grate w/ Screws SN	ABA44030SN	767580-636271	4
63628	Square Stamped Grate w/ Screws VB	ABA44030VB	767580-636288	4
63629	Square Stamped Grate w/ Screws ORB	ABA44030ORB	767580-636295	4
63639	Square Stamped Snap-In Grate CP	ABA44050	767580-636394	12
63632	Square Stamped Snap-In Grate SN	ABA44050SN	767580-636325	4
63633	Square Stamped Snap-In Grate VB	ABA44050VB	767580-636332	4
63634	Square Stamped Snap-In Grate ORB	ABA44050ORB	767580-636349	4
63635	Square Cast Grate w/ Screws CP	ABA44040	767580-636356	4
63636	Square Cast Grate w/ Screws SN	ABA44040SN	767580-636363	4
63637	Square Cast Grate w/ Screws VB	ABA44040VB	767580-636370	4
63638	Square Cast Grate w/ Screws ORB	ABA44040ORB	767580-636387	4

*Receptor Base or Tile Shower Drains



IPSCORP.COM

Plumbing Division

500 Distribution Parkway
Collierville, Tennessee 38017
USA

plumbing@ipscorp.com

Tel (800) 888-8312

Fax (901) 853-5008